

# Overview di UniTo<sup>i</sup>

University of Turin

Year range: 2011 to 2015

SciVal

Publications

**17,970** ▲

Citations

**155,287**

Authors

**9,257** ▲

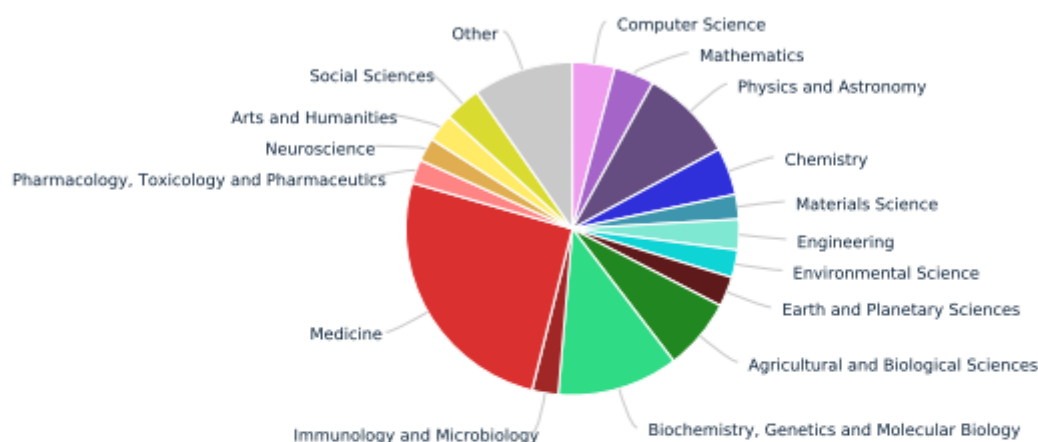
Field-Weighted Citation Impact

**1.68**

Citations per Publication

**8.6**

## Publications by Subject Area



## Performance indicators

### Outputs in Top Percentiles

Publications in top 10% most cited worldwide



University of Turin:

**23.6%**

Italy:

18.0%

### Publications in Top Journal Percentiles

Publications in top 10% journals by IPP



University of Turin:

**45.7%**

Italy:

36.5%

### International Collaboration

Publications co-authored with Institutions in other countries



University of Turin:

**42.9%**

Italy:

41.7%

### Academic-Corporate Collaboration

Publications with both academic and corporate affiliations



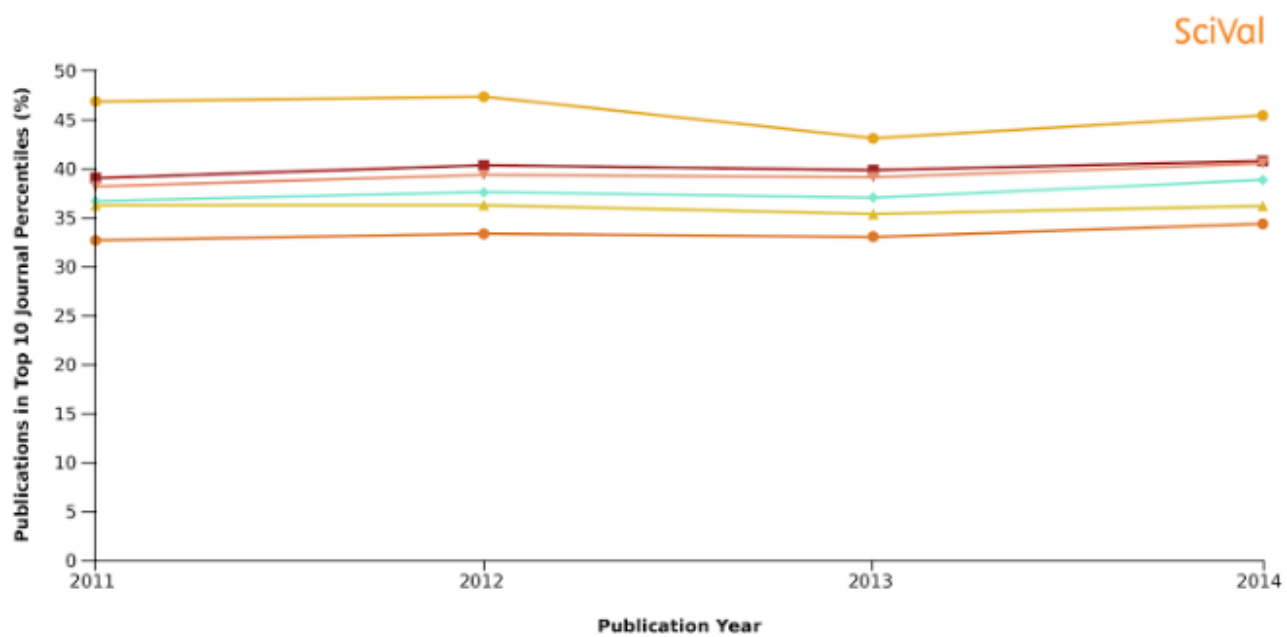
University of Turin:

**2.3%**

Italy:

2.1%

Confronto tra UniTO e medie nazionali (Italia, Francia, Germania, UK e UE28) per pubblicazioni presenti nel primo 10% delle riviste top mondiali:



**Chart Legend**

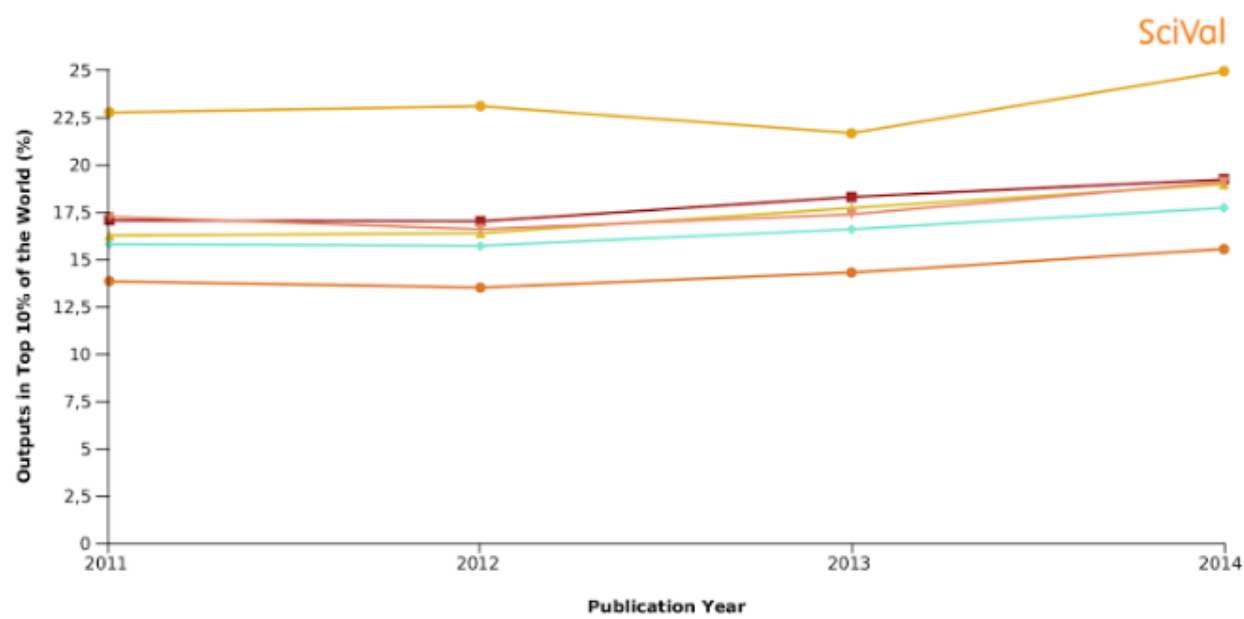
EU28 - European Union [Group of Countries]   France [Country]   Germany [Country]   Italy [Country]  
United Kingdom [Country]   University of Turin [Institution]

Metric Details

y-axis: **Publications in Top 10 Journal Percentiles (In top 10% of Scopus Sources, %)**  
IPP. Types of publications included: all.  
The percentage of the Publications in Top Journal Percentiles is calculated using only the publications that have a SNIP, SJR or IPP value.

x-axis: **Publication Year**

Confronto tra UniTO e medie nazionali (Italia, Francia, Germania, UK e UE28) per le pubblicazioni più citate (nel primo 10% a livello mondiale):



**Chart Legend**

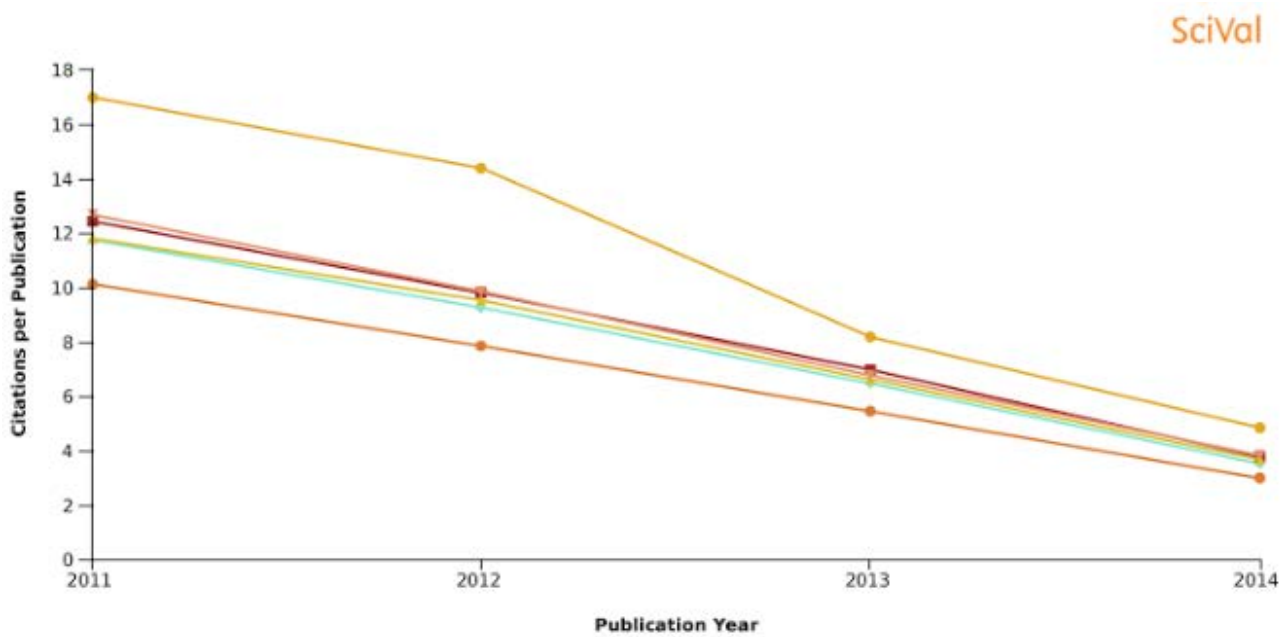
EU28 - European Union [Group of Countries]    France [Country]    Germany [Country]    Italy [Country]  
United Kingdom [Country]    University of Turin [Institution]

Metric Details

y-axis: **Outputs in Top 10% of the World (In top 10% of World, %)**  
Types of publications included: all. Self-citations included: yes. Field-weighted: no

x-axis: **Publication Year**

Confronto tra UniTO e medie nazionali (Italia, Francia, Germania, UK e UE28) per citazioni per pubblicazioni (citazioni medie):



**Chart Legend**

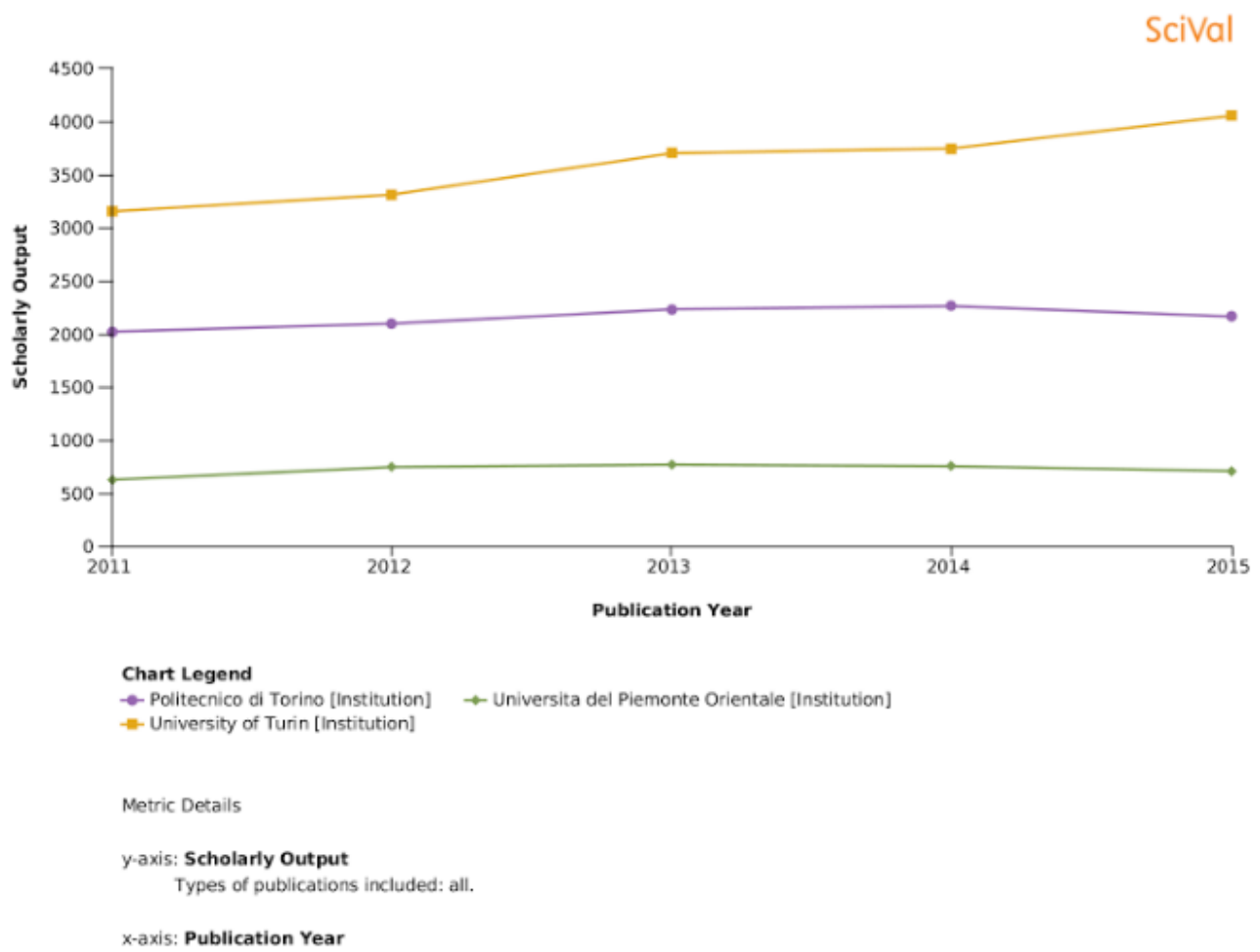
EU28 - European Union [Group of Countries]    France [Country]    Germany [Country]    Italy [Country]  
United Kingdom [Country]    University of Turin [Institution]

**Metric Details**

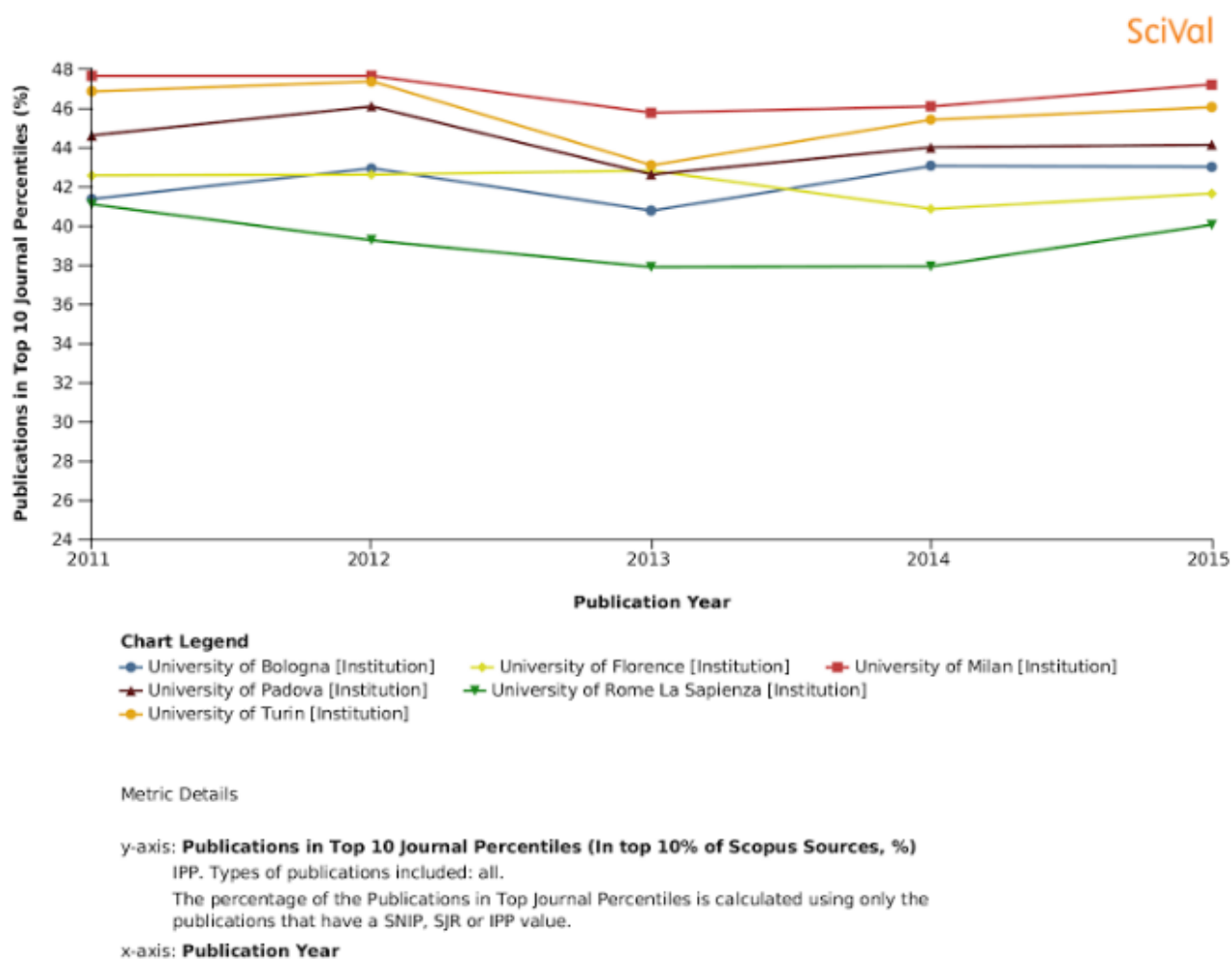
y-axis: **Citations per Publication**  
Types of publications included: all. Self-citations included: yes.

x-axis: **Publication Year**

Confronto territoriale regionale (con PoliTO e UPO) per numero di pubblicazioni:



Confronto nazionale (con Università in competizione precedente VQR: UniMI, UniBO, UniPD, Uni La Sapienza e UniFI) per pubblicazioni presenti nel primo 10% delle riviste top mondiali:



<sup>i</sup> Nota metodologica: Tutte le metriche utilizzate sono "Snowball metric", create da Scopus in collaborazione con alcune Università ed utilizzate a livello mondiale per i confronti delle istituzioni.